

90-DAY OPTIMIZE NUTRITION REPORT

Your Report Includes

- 7 Key Optimization Areas
- 6 Step Optimization Plan
- Self-check questionnaires
 - Foods to Increase
 - Foods to Avoid

Program for:

This program created by:

cell-wellbeing.com

None of the statements in this report have been evaluated by the FDA. This product is not intended to diagnose, treat, cure or prevent any disease.

THE OPTIMIZE NUTRITION FOOD PLAN

AN INTRODUCTION FROM MEDICAL PROFESSIONALS

“Optimize NUTRITION” is a simple, enjoyable and proven system of aligning your environment to optimize your physical, mental and emotional potential.

Your environment controls up to 98% of the way in which many of your genes express themselves. This means the way in which they act physically and control virtually all aspects of your metabolism and your life.

Currently you, and almost everyone else on the planet, are operating below your potential due to the effects of the environment. Processed foods, low nutrient intake, toxins and chemicals, electromagnetic fields and extremely low frequency influences are responsible for a breakdown in the body’s normal day to day functions.

These functions are driven basic processes which are crucial to the way in which your physical body expresses. Firstly, the quality of new cells your body creates to repair itself and secondly, the nervous system and enzyme processes which are responsible for all bodily processes.

As the environment controls gene expression it is the most crucial aspect of producing optimized cells, which in turn produce optimized tissues, which in turn produce optimized organs and finally systems and the entire organism – or optimized you!

Your enzyme processes are entirely reliant on a constant supply of vitamins, minerals and amino acids for them to operate. Your nervous system is strongly affected by toxins, additives and EMF/ELF. All of these factors can contribute to a breakdown in metabolic function.


To achieve your potential, you need to ensure that these processes are working at their optimized levels. Anything less the optimum and you feel the effects in a loss of function, which can be reflected in low energy, poor sleep, weak immune, poor concentration, irritability, general aches and pain, slow recovery, susceptibility to injury and more. If left in a sub-optimal state for too long, then this can eventually lead to chronic issues.

The **“Optimize NUTRITION”** program is designed to help identify many of the common environmental influences that could be leading to a less-than-optimum output of your genes, enzymes and metabolic function. Also, to provide you with a 90-Day Plan for dealing with these issues and optimizing yourself through dietary, nutritional and supplement programs.

Optimization is an awakening process, whereby you become aware of the effects of your environment on your body, you feel the positive choices that you make and you become responsible for your own destiny.



Dr Alfons Meyer



Dr Marcus Stanton

THIS REPORT IS ONLY VALID FOR THE NEXT 90-DAYS

Your next Optimize Report date is:

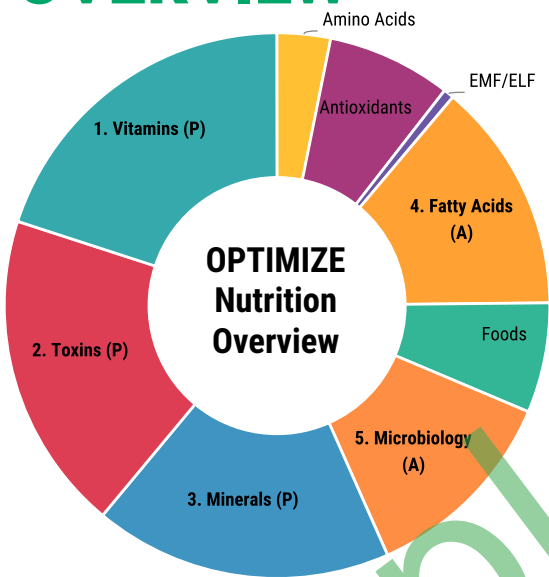
Book today with your provider at:

Phone:

Email:

With any regime change that supports wellness or performance it is most beneficial to follow a course of reports. Being optimized, means staying in alignment with your epigenetic environment and adjusting your food and nutrient intake to meet your changing needs over time. We recommend that you do this every 90-days, as this is a natural cycle the body follows. Don't miss out and book your next report now based on the above date.

KEY OPTIMIZATION OVERVIEW



Foods to Avoid Summary

Please Contact Us for more Information

For full food avoid indicators see table on page 12.

Additives to Avoid Summary

Please Contact Us for more Information

For further information on food additives see page 14.

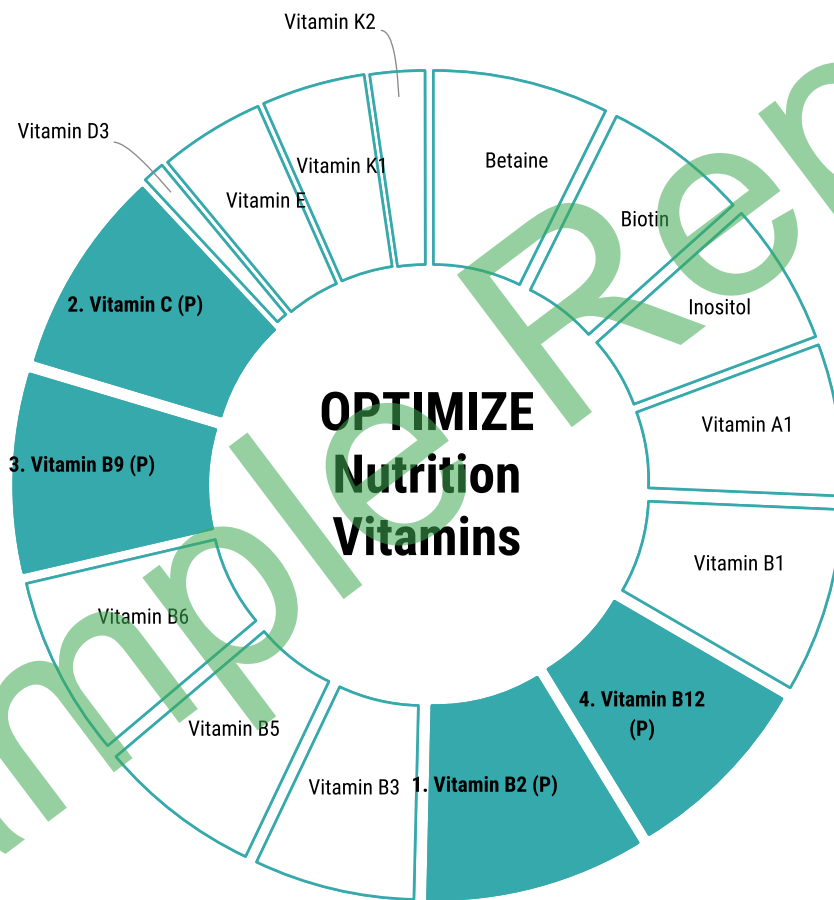
Category	Indicator	Information
Vitamins	Vitamin B2. Vitamin C. Please Contact	For full results see the chart on page 4. For food sources refer to page 16.
Toxins	Toxic Metals	For full results see the chart on page 9. For food sources refer to page 17.
Minerals	Chromium. Iron. Please Contact Us for more	For full results see the chart on page 5. For food sources refer to page 16.
Fatty Acids	Eicosapentaenoic Acid - 3 (EPA)	For full results see the chart on page 6. For food sources refer to page 16.
Microbiology	Bacteria. Parasite. Fungus	For full results see the chart on page 10. For food sources refer to page 17.
Foods	Please Contact Us for more Information	For full results see the chart on page 12.
Food Additives	Please Contact Us for more Information	For full results see the chart on page 14.

The Key Indicators Chart

The larger the segment in the chart the higher the epigenetic relevancy indicator, which means the item is more of a **Priority** for you to address. Lesser items are marked **Advisory** or **Consider** and no indication means low relevance. These are indicators of underlying issues, which you should consider addressing using the suggested nutritional food intake programs.

VITAMINS INDICATORS

Priority - Increase Intake



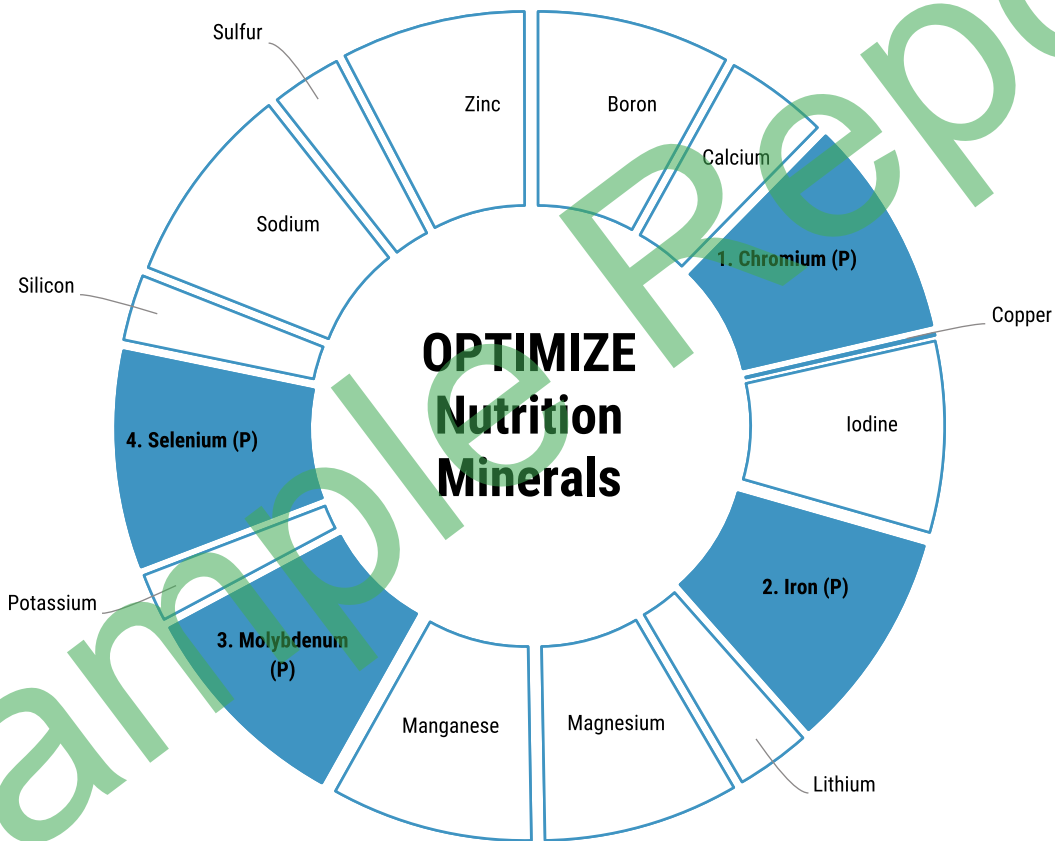
Category Indicator Chart

The above chart provides you with an overview of the Vitamins indicators, which are specific to you. If this category is marked with a (Priority, Advisory or Consider) then these are items which you might wish to address through your nutritional food regime.

An indication in the overview chart of any underlying issues and/or the matching of any symptoms on this page are not a physical diagnosis of deficiency or associated illness. Always seek professional health advice when making nutritional and dietary changes.

MINERALS INDICATORS

Priority - Increase Intake



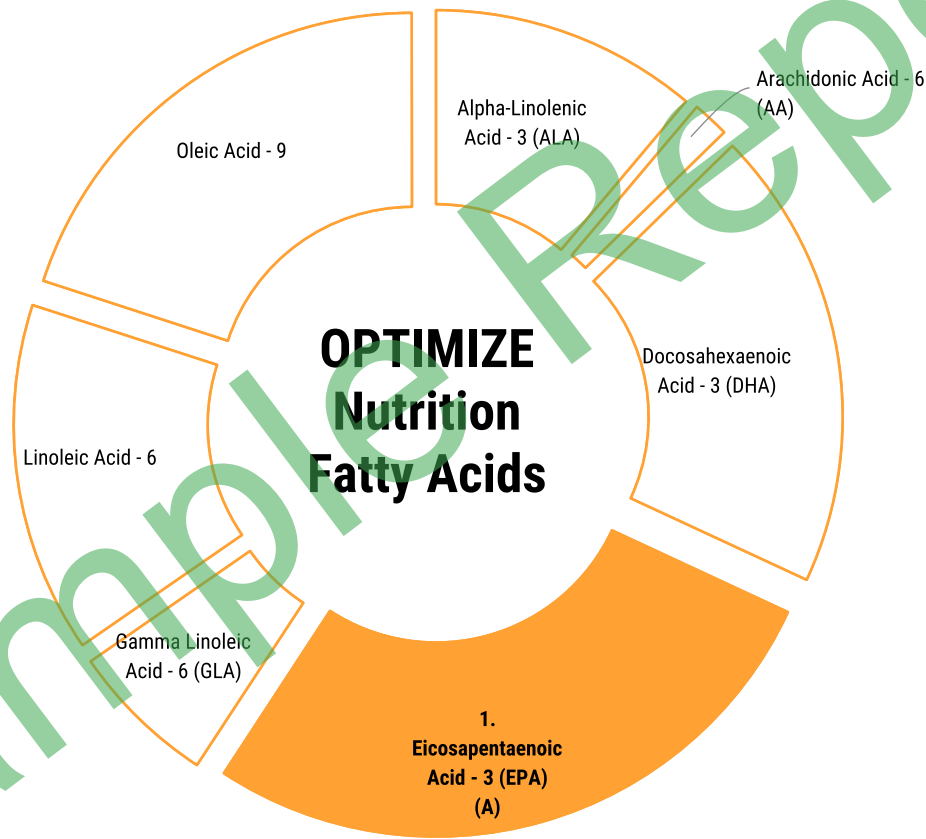
Category Indicator Chart

The above chart provides you with an overview of the Minerals indicators, which are specific to you. If this category is marked with a (Priority, Advisory or Consider) then these are items which you might wish to address through your nutritional food regime.

An indication in the overview chart of any underlying issues and/or the matching of any symptoms on this page are not a physical diagnosis of deficiency or associated illness. Always seek professional health advice when making nutritional and dietary changes.

FATTY ACIDS INDICATORS

Advisory - Increase Intake



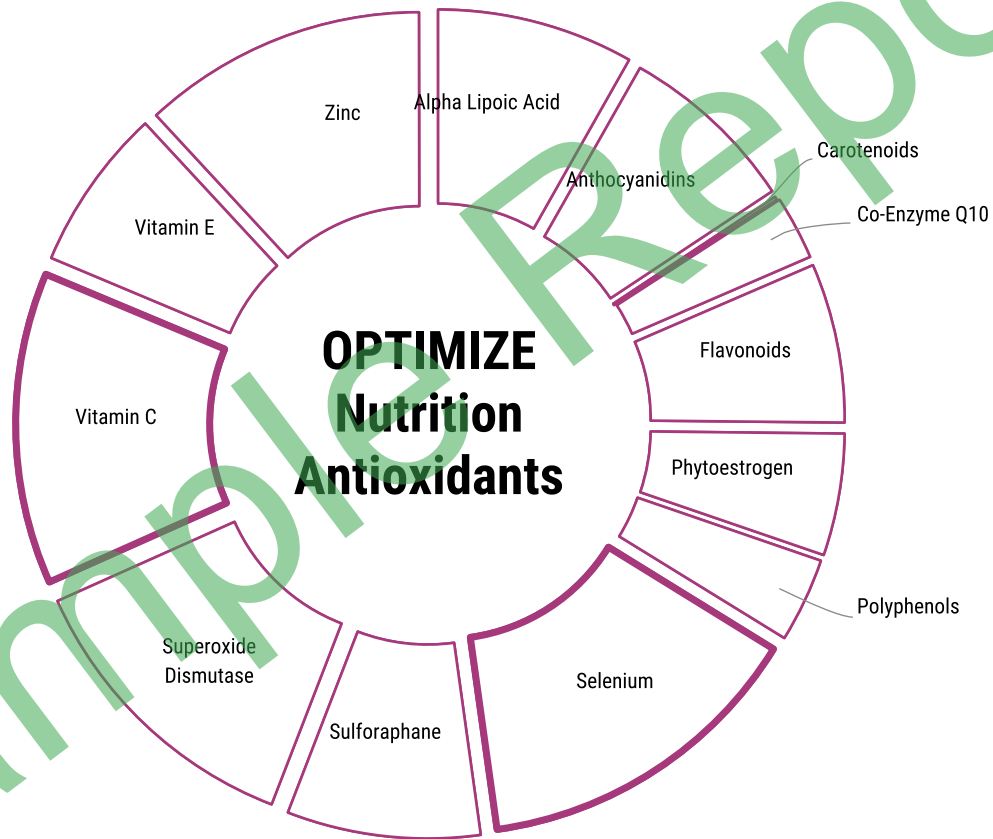
Category Indicator Chart

The above chart provides you with an overview of the EFAs indicators, which are specific to you. If this category is marked with a (Priority, Advisory or Consider) then these are items which you might wish to address through your nutritional food regime.

An indication in the overview chart of any underlying issues and/or the matching of any symptoms on this page are not a physical diagnosis of deficiency or associated illness. Always seek professional health advice when making nutritional and dietary changes.

ANTIOXIDANTS INDICATORS

Consider - Increase Intake



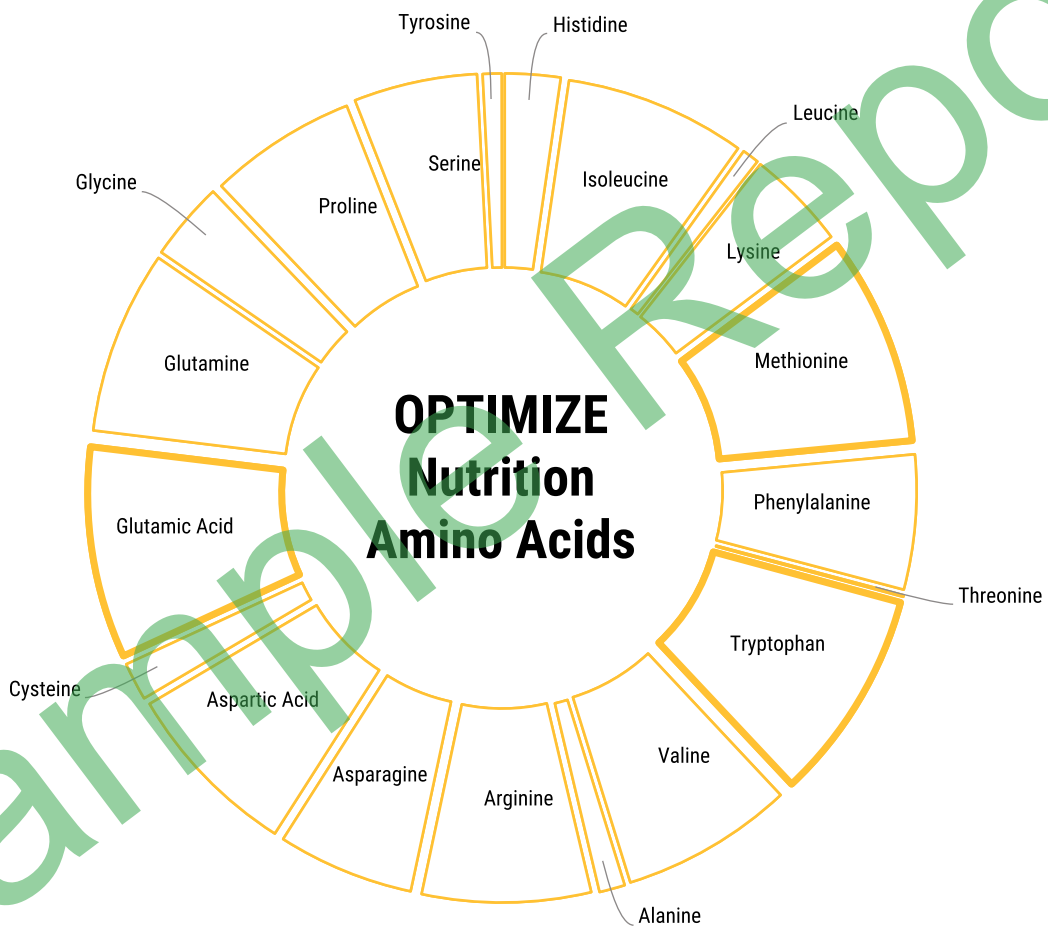
Category Indicator Chart

The above chart provides you with an overview of the Antioxidants indicators, which are specific to you. If this category is marked with a (Priority, Advisory or Consider) then these are items which you might wish to address through your nutritional food regime.

An indication in the overview chart of any underlying issues and/or the matching of any symptoms on this page are not a physical diagnosis of deficiency or associated illness. Always seek professional health advice when making nutritional and dietary changes.

AMINO ACIDS INDICATORS

Consider - Increase Intake



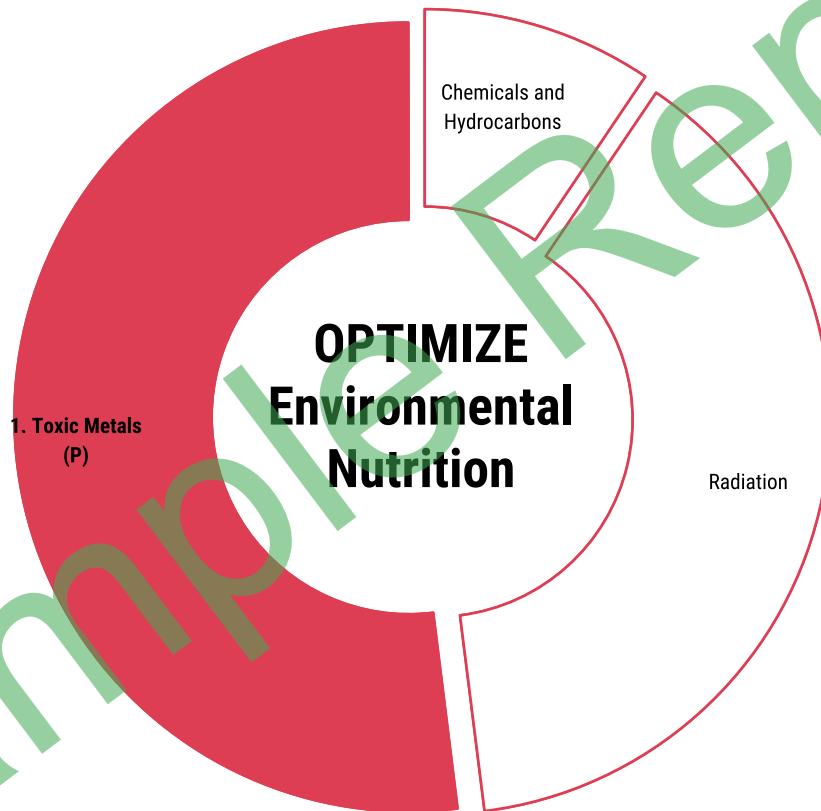
Category Indicator Chart

The above chart provides you with an overview of the Amino Acids indicators, which are specific to you. If this category is marked with a (Priority, Advisory or Consider) then these are items which you might wish to address through your nutritional food regime.

An indication in the overview chart of any underlying issues and/or the matching of any symptoms on this page are not a physical diagnosis of deficiency or associated illness. Always seek professional health advice when making nutritional and dietary changes.

ENVIRONMENTAL CHALLENGE INDICATORS

Priority - Reduce Load



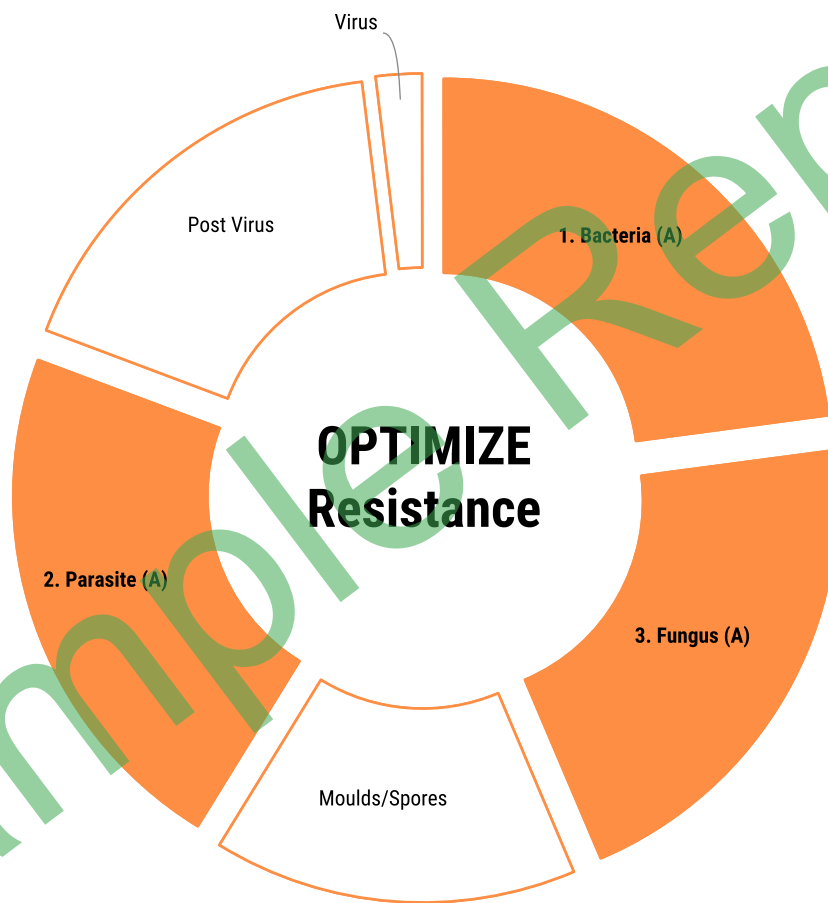
Category Indicator Chart

The above chart provides you with an overview of the Toxins indicators, which are specific to you. If this category is marked with a (Priority, Advisory or Consider) then these are items which you might wish to address through your nutritional food regime.

An indication in the overview chart of any underlying issues and/or the matching of any symptoms on this page are not a physical diagnosis of deficiency or associated illness. Always seek professional health advice when making nutritional and dietary changes.

RESISTANCE INDICATORS

Advisory - Reduce Load



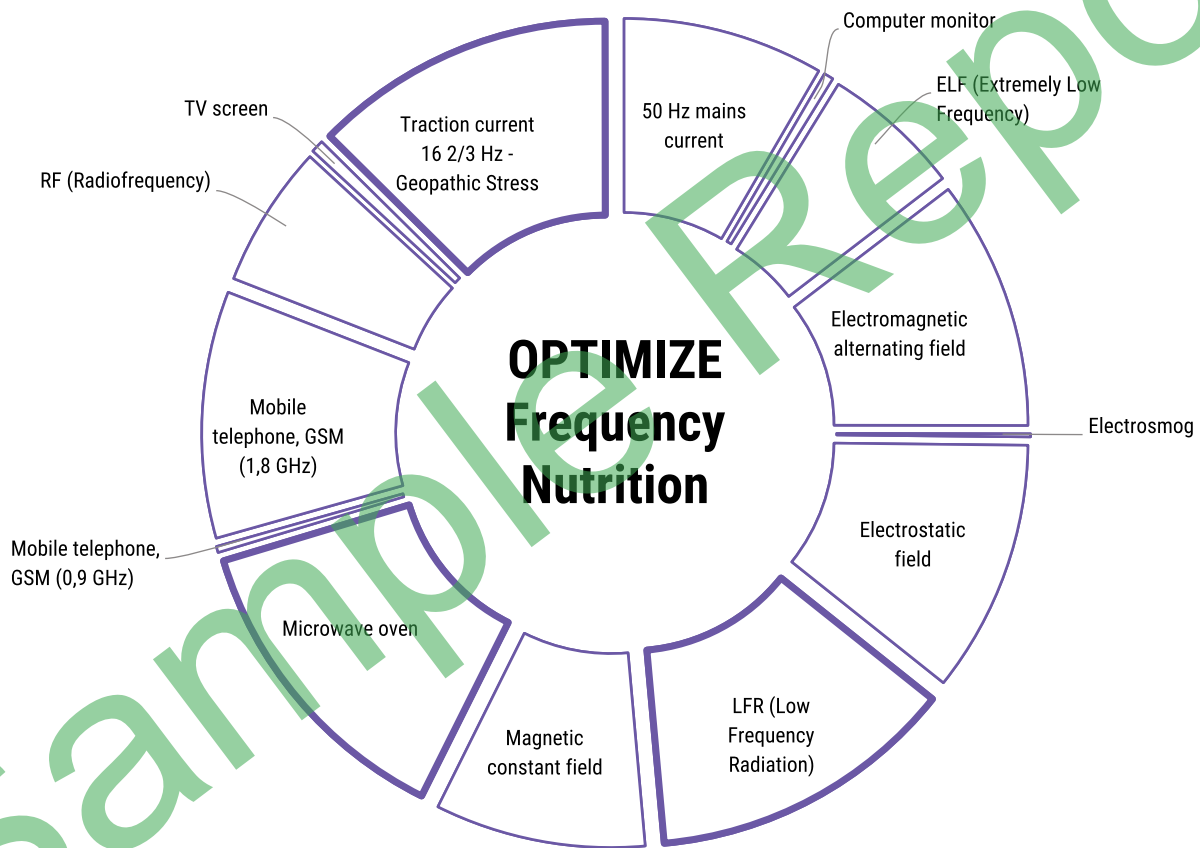
Category Indicator Chart

The above chart provides you with an overview of the Microbiology indicators, which are specific to you. If this category is marked with a (Priority, Advisory or Consider) then these are items which you might wish to address through your nutritional food regime.

An indication in the overview chart of any underlying issues and/or the matching of any symptoms on this page are not a physical diagnosis of deficiency or associated illness. Always seek professional health advice when making nutritional and dietary changes.

FREQUENCY INTERFERENCE INDICATORS

Consider - Reduce Exposure



Category Indicators Chart

The above chart provides you with an overview of the Frequency Interference indicators, which are specific to you. If this category is marked with a (Priority, Advisory or Consider) then these are considered items which you might wish to address through your nutritional food regime.

An indication in the overview chart of any underlying issues and/or the matching of any symptoms on this page are not a physical diagnosis of deficiency or associated illness. Always seek professional health advice when making nutritional and dietary changes.

90 DAY FOOD RESTRICTION

Consider - Avoidance Recommended

WARNING – THIS IS NOT A FOOD ALLERGY TEST. The foods listed here should be restricted for the next 90-days only. **ALL KNOWN ALLERGIES** must continue to be avoided at all times.



The food indicators list is from the epigenetic relevancy indicators and NOT a physical intolerance or allergy. Please continue to avoid foods that you know physically affect you. Please restrict these foods for a 90 day period.

Any indication in this report of an underlying food restriction does not relate to physical food Allergies. For allergy advice seek a medical professional. **If you know you are ALLERGIC to foods, you must always avoid them.** Please refer to Food Restrictions page.

FOOD RESTRICTIONS

WARNING – THIS IS NOT A FOOD ALLERGY TEST.
The foods listed here should be restricted for the next 90-days only. ALL KNOWN ALLERGIES must continue to be avoided at all times.

ABOUT FOOD RESTRICTIONS

There are many different levels at which foods can effect a person from the severe to the very mild but all have the ability to affect the wellness processes.

There are foods which you could be eating which show NO physical signs and symptoms of being a problem but which are not supporting the body’s needs as they take up more energy to digest than the body gets in return. This puts pressure on the entire system and these foods are best restricted in the short term and up to 90-days.

ENERGY FLOW

When we are struggling against the foods we ingest, the body will end up using energy from another source in the body to digest and liberate key nutrients. This process leads to a compensation process which will leave another function unable to complete properly and this does not support overall function. So, it is important not only to eat foods which can support the overall status of the body. But also to adjust for foods which might not be best supporting and maintaining normal functions in the short to medium term.

HOW FOOD RESTRICTIONS SUPPORT NUTRITION

By removing foods in the short to medium term which might be contributing to a compensation in the energy flow of the body, we free it up to operate more efficiently. Each food that you adjust for (adjustment is different from avoidance) will better support the body and you will notice this difference both digestively and in the overall energy status of the body.

Food adjustment means replacing some foods with others which are better suited to support the body’s wellness processes. You can find a list of foods to adjust for and foods to eat more of on pages 22, 26 and 27 of this report.

PLEASE NOTE: Any indication in this report of an underlying food restrictions does not relate to physical food allergies. For allergy advice seek a medical professional. If you know you are ALLERGIC to foods; you must always avoid these.

An indication in the overview chart of any underlying issues and/or the matching of any symptoms on this page are not a physical diagnosis of deficiency or associated illness. Always seek professional health advice when making nutritional and dietary changes.

FOOD ADDITIVE AVOIDANCE

Consider - Avoidance Recommended

Food Additives Indicators

Please Contact Us for more Information

E 559 Aluminium silicate (Kaolin)

E 959 Neohesperidin DC

E 577 Potassium gluconate

E 414 Gum arabic

ABOUT FOOD ADDITIVES

The best choices will always lead to optimized wellness and natural, unprocessed, home cooked food will always be best.

Therefore, the proper understanding of how food additives affect wellness is crucial in reaching your wellness goals. Here are some of the important food additive avoidances that we recommend. You must know that beyond reading labels on products you must understand and be able to choose the best resources for an optimal wellness.

Here are some of the food additive avoidances we recommend:

1. High Fructose Corn Syrup (HFCS) It has been implicated in affecting poor cardiovascular response, poor blood sugar management and body fat gain. Unfortunately, it is found in many popular foods, energy drinks and energy bars.
2. Aspartame: An unsafe however very popular food additive, considered to be an "excitotoxin, regular use of this substance may distort a brains cellular function and affect neurotransmitters. At the minimal this substance may lead to poor focus, cloudy cognitive function and brain fog that will adversely affect a peak wellness state.
3. Hydrolyzed Protein: This is a high allergenic protein resource that may cause drastic rises in blood sugar. It may increase your desire to eat more or possibly binge, it may contribute to a higher caloric intake by increasing or spiking blood sugar and your hunger response immediately after the intake of any product containing hydrolyzed protein.
4. Monosodium Glutamate: This is a hydrolyzed protein, it is in may energy bars and protein supplements, such as whey protein isolates or textured proteins and pre-prepared foods. This is utilized to fool the tongue into thinking these bars and shakes have a better taste profile than they may have.
5. Artificial Colors: They may cause false involuntary physical responses and hyperactivity. These artificial colorings are found in many sports, energy and protein drinks and everyday foods. As well as nutrition and energy bars and many consumable sports and fitness supplements.

In conclusion the best way to achieve optimized wellness is to avoid these unhealthy ingredients, as well as all of the additive indicators that appear in your personalize plan and listed above. This is just the tip of the iceberg and designed to bring to your attention, the issue of processed foods. Please note: Always read your food labels and as a helpful baseline try to follow the USA FDA GRAS list. This stands for Generally Recognized as Safe: This is a USA /FDA designation that a chemical and or a substance added to a food is recognized as safe. This information has been provided so you may understand and be able to navigate food additives, so you may achieve optimized wellness in the best health.

The above list provides you with an overview of the food additives avoidance indicators for the client named in this report. It is recommended that the foods additives listed are avoided for the foreseeable future (minimum 90-day period).

90 DAY OPTIMIZE PLAN

THIS REPORT IS ONLY VALID FOR THE NEXT 90-DAYS

Your next Optimize Report date is:

Book today with your provider at:

Phone:

Email:

With any regime change that supports wellness or performance it is most beneficial to follow a course of reports. Being optimized, means staying in alignment with your epigenetic environment and adjusting your food and nutrient intake to meet your changing needs over time. We recommend that you do this every 90-days, as this is a natural cycle the body follows. Don't miss out and book your next report now based on the above date.

Step 1
 The first and easiest step to optimizing is to restrict foods which might be causing stress to your body's digestive or immune system. Dealing with some foods can drain the body's energy resources and stop the absorption of nutrients which are crucial to enzyme and metabolic function. See the table below for foods that you should restrict for a minimum of 90-days.

START Day 1

Please Contact Us for more Information			
--	--	--	--

Step 2
 The second step of optimization is to avoid Environmental challenges, Interference indicators and food additives, which could be compromising your enzyme function through key nutrient depletion and contributing to poor cellular expression. Use the links below to download documents which will indicate common sources of these so that you can easily avoid them.

START Day 1

Please Contact Us for more Information	
--	--

Step 3
 Step 3 of the optimizing process is to ensure that you are absorbing enough nutrients from the foods you are eating, in order to fully support all of the enzymes processes in the body. A good quality systemic enzyme can support the breakdown of foods in the stomach so that nutrients can be readily released for the body to process and use. A natural multi-strain probiotic will further assist with the breakdown and absorption of nutrients from the food you eat and ensure that the body's daily nutritional needs are supported.

START Day 1

Step 4
 The next step for optimization is to ensure that the quality of your drinking water will support your body's need for hydration, waste removal and cellular communication. Water containing high levels of toxins (typical tap water) cannot be readily used by the body for its key functions. Ensure that you have a regular source of good quality drinking water and drink 1 to 2 liters daily.

START Day 1

Step 5
 The next step for optimization is to increase your dietary intake of the foods which will help address the priority and advisory nutritional indicators highlighted in your report. This will help you to meet your body's nutritional needs and all around enzyme and metabolic functions; thereby supporting your wellness. See table Step 5 on page 26 for foods recommended for you.

START Day 30

Step 6
 The final step of the optimize wellness plan is to support your body to deal with the Environmental Challenges, Resistance and Interference indicators, which could be contributing to poor cellular expression and metabolic function. See the table on page 27 for the specific foods and recommendations suggested for you.

START Day 60

90 DAY OPTIMIZE NUTRITION FOODS

rt

Optimize Indicator (STEP 5 - Nutrition)	Suggested Food Sources Day 30-90 (introduce as many foods as you can, at least 2 for each indicator)
Chromium	Please Contact Us for more Information
Iron	
Molybdenum	
Selenium	
Vitamin B2	
Vitamin C	
Vitamin B9	
Vitamin B12	
Eicosapentaenoic Acid - 3 (EPA)	
Glutamic Acid	
Tryptophan	
Methionine	

Sam

If you find adding the suggested foods to your diet difficult, then you can choose to supplement your diet with nutritional supplements. Supplementation is not a replacement for eating a balanced and healthy diet but can be a way of helping to increase your intake of specific nutrients or nutrient groups. When taking supplements for Environmental Challenges and Resistance Indicators support you should seek the advice of a qualified health professional who can advise you on the products and processes involved.

90 DAY OPTIMIZE NUTRITION FOODS

Optimize Indicator (STEP 6 - Cleansing and Resistance)	Indicator	Suggested Food Sources Day 60-90 (introduce as many foods as you can, at least 2 for each indicator)
Microbiology Foods	Bacteria	Please Contact Us for more Information
Microbiology Foods	Parasite	
Microbiology Foods	Fungus	
Toxin Foods	Toxic Metals	

Optimize Indicator (STEP 6 - Frequency Interference)	Suggested Food/Supplement Sources
EMF/ELF (Calcium Day 1-90)	Please Contact Us for more Information
EMF/ELF (Water Day 1-90)	
EMF/ELF (Essential Fatty Acids Day 1-90)	

If you find adding the suggested foods to your diet difficult, then you can choose to supplement your diet with nutritional supplements. Supplementation is not a replacement for eating a balanced and healthy diet but can be a way of helping to increase your intake of specific nutrients or nutrient groups. When taking supplements for Environmental Challenges and Resistance Indicators support you should seek the advice of a qualified health professional who can advise you on the products and processes involved.

SELF-CHECK PROGRESS

The process of optimizing varies for everyone and it's important to keep a track of the changes over time. Once a more optimized you becomes the norm it's sometimes difficult to remember how things used to be. Keeping a record of your journey helps you to quantify the changes and motivates you to keep them. **Be sure to schedule in the 4 dates that you are going to complete the questionnaires at the start and ensure you give yourself enough time to complete this thoughtfully.**

DAY 1

DATE

REACTION

SCALE

1 2 3 4 5 6 7 8 9 10

SCORE

Please Contact Us for more Information

- TIRED
- TEMPERAMENT
- A LITTLE SNAPPY
- A LITTLE EMOTIONAL
- FOOD DOESN'T DIGEST
- SHORT TERM MEMORY
- SUGAR CRAVINGS
- LIBIDO
- COLD HANDS OR FEET
- FEELING OF HOPELESSNESS
- MIGRAINE
- THRUSH
- BOWEL MOVEMENTS
- CONSTIPATION
- APPETITE
- ACNE
- VOICE
- HIGHLY STRUNG
- IRRITABLE BOWEL SYNDROME
- SLEEP PATTERNS
- NUMBER OF HOURS OF SLEEP
- RESTLESS LEGS
- LOWER BACK PAIN
- WIND/BLOATING

TOTAL

SELF-CHECK PROGRESS

The process of optimizing varies for everyone and it's important to keep a track of the changes over time. Once a more optimized you becomes the norm it's sometimes difficult to remember how things used to be. Keeping a record of your journey helps you to quantify the changes and motivates you to keep them. **Be sure to schedule in the 4 dates that you are going to complete the questionnaire at the start and ensure you give yourself enough time to complete this thoughtfully.**

DAY 30

DATE

REACTION

SCALE

1 2 3 4 5 6 7 8 9 10

SCORE

- TIRED
- TEMPERAMENT
- A LITTLE SNAPPY
- A LITTLE EMOTIONAL
- FOOD DOESN'T DIGEST
- SHORT TERM MEMORY
- SUGAR CRAVINGS
- LIBIDO
- COLD HANDS OR FEET
- FEELING OF HOPELESSNESS
- MIGRAINE
- THRUSH
- BOWEL MOVEMENTS
- CONSTIPATION
- APPETITE
- ACNE
- VOICE
- HIGHLY STRUNG
- IRRITABLE BOWEL SYNDROME
- SLEEP PATTERNS
- NUMBER OF HOURS OF SLEEP
- RESTLESS LEGS
- LOWER BACK PAIN
- WIND/BLOATING

Please Contact Us for more Information

TOTAL

SELF-CHECK PROGRESS

The process of optimizing varies for everyone and it's important to keep a track of the changes over time. Once a more optimized you becomes the norm it's sometimes difficult to remember how things used to be. Keeping a record of your journey helps you to quantify the changes and motivates you to keep them. **Now is the time to book yourself for a re-scan, which should be as close as possible to the end of the 90-days and after you have completed the final self-check.**

DAY 60

DATE

REACTION

SCALE

1 2 3 4 5 6 7 8 9 10

SCORE

Please Contact Us for more Information

- TIRED
- TEMPERAMENT
- A LITTLE SNAPPY
- A LITTLE EMOTIONAL
- FOOD DOESN'T DIGEST
- SHORT TERM MEMORY
- SUGAR CRAVINGS
- LIBIDO
- COLD HANDS OR FEET
- FEELING OF HOPELESSNESS
- MIGRAINE
- THRUSH
- BOWEL MOVEMENTS
- CONSTIPATION
- APPETITE
- ACNE
- VOICE
- HIGHLY STRUNG
- IRRITABLE BOWEL SYNDROME
- SLEEP PATTERNS
- NUMBER OF HOURS OF SLEEP
- RESTLESS LEGS
- LOWER BACK PAIN
- WIND/BLOATING

TOTAL

SELF-CHECK PROGRESS

Compare your self-check questionnaires from day 1 to day 90 to get a feel for some of the tangible changes that optimization has brought about already. Changes can vary but should generally be on an upward trend. If they are then you can see for yourself that the process of optimizing is boosting your enzymes function; helping your genes to produce better cells; promoting an adaptable nervous system and overall improving your metabolic function. **Now get your re-scan and keep up the good work and continue to Optimize.**

DAY 90

DATE

REACTION

SCALE

1 2 3 4 5 6 7 8 9 10

SCORE

Please Contact Us for more Information

- TIRED
- TEMPERAMENT
- A LITTLE SNAPPY
- A LITTLE EMOTIONAL
- FOOD DOESN'T DIGEST
- SHORT TERM MEMORY
- SUGAR CRAVINGS
- LIBIDO
- COLD HANDS OR FEET
- FEELING OF HOPELESSNESS
- MIGRAINE
- THRUSH
- BOWEL MOVEMENTS
- CONSTIPATION
- APPETITE
- ACNE
- VOICE
- HIGHLY STRUNG
- IRRITABLE BOWEL SYNDROME
- SLEEP PATTERNS
- NUMBER OF HOURS OF SLEEP
- RESTLESS LEGS
- LOWER BACK PAIN
- WIND/BLOATING

TOTAL

OPTIMIZED NUTRITION IS THE KEY TO WELLNESS

NUTRITION SUPPORTS & MAINTAINS

- Many body processes
- Better resistance
- Sleep patterns
- Cleansing
- Optimum weight and shape
- Performance
- Energy Production

WHAT COULD BE STOPPING YOU FROM GETTING OPTIMIZED NUTRITION?

Nutrient Intake

Many soils are depleted of key nutrients and those that do exist are much lower than a generation ago. Even a healthy diet may not provide you with enough nutrients.

Processed Foods

These foods have a very low nutritional value, known as empty calories/carbs they actually create a deficit of key nutrients for the body.

Convenience

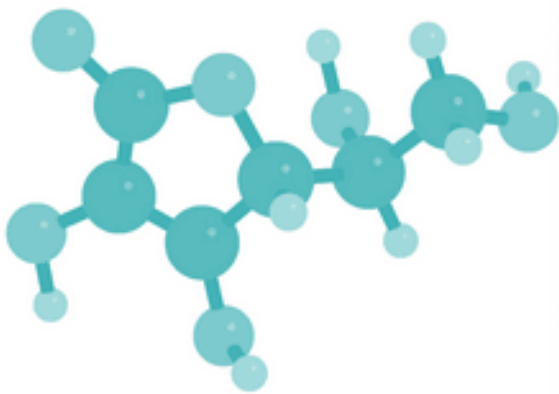
We like convenience in foods but it comes at a cost—the convenient options often have very low nutritional value.

Lifestyles

Lifestyles of high stress deplete the body of many nutrients and when combined with other factors leave many people malnourished of micro-nutrients.

VITAMINS

ABOUT VITAMINS



Vitamin C molecular model



Vitamins are organic compounds which are needed to sustain life. You get vitamins from food, because the human body either does not produce enough of them or none at all. An organic compound contains carbon. When an organism (living thing) cannot produce enough of an organic chemical compound that it needs in tiny amounts, and has to get it from food, it is called a vitamin. Vitamins play a vital role in the enzymatic processes of your body and a shortage of them in your diet can cause a host of wellness related problems.

HOW VITAMINS SUPPORT NUTRITION

Many processes in the body require a variety of vitamins in order to function at their optimum level. Vitamins are a key part in the enzyme processes, which are the drivers behind all of the body's metabolic processes. You need a wide variety of vitamins to help support and maintain the myriad of underlying mechanisms, which will in turn support optimized wellness. The best source of vitamins you can get is from the foods you eat, where the vitamins are present with other nutrients which work synergistically to support your wellness.

VITAMIN RICH FOODS

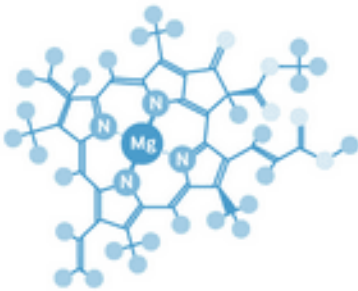
Please Contact Us for more Information

*There are many other foods but these are some of the common examples.

An indication in the overview chart of any underlying issues and/or the matching of any symptoms on this page are not a physical diagnosis of deficiency or associated illness. Always seek professional health advice when making nutritional and dietary changes.

MINERALS

ABOUT MINERALS



Magnesium molecular model



All but varieties are a good source of minerals.

Minerals are important for your body to stay healthy. Your body uses minerals for many different jobs, including building bones, making hormones and regulating your heartbeat.

There are two kinds of minerals: macro-minerals and trace minerals.

Macro-minerals are minerals your body needs in larger amounts. They include calcium, phosphorus, magnesium, sodium, potassium, chloride and sulphur. Your body needs just small amounts of trace minerals. These include iron manganese, copper, iodine, zinc, cobalt and selenium. The best way to get the minerals your body needs is by eating a wide variety of foods. However, even when eating a varied diet you often do not receive all of the required minerals and in the quantities the body needs. A broad spectrum mineral supplement should be considered.

HOW MINERALS SUPPORT NUTRITION

Many processes and structures in the body require minerals in order to function at their optimum level. Minerals are a key part in the enzyme processes which are the drivers behind all of the body's metabolic processes. They also play a role in structure, muscle action and nerve transmission. You need a wide variety of minerals to help support and maintain the myriad of underlying mechanisms which will in turn support optimized Wellness.

MINERAL RICH FOODS

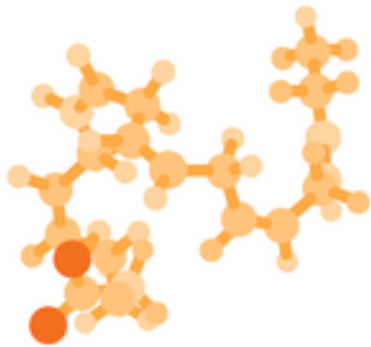
Please Contact Us for more Information

*There are many other foods but these are some of the common examples.

An indication in the overview chart of any underlying issues and/or the matching of any symptoms on this page are not a physical diagnosis of deficiency or associated illness. Always seek professional health advice when making nutritional and dietary changes.

FATTY ACIDS

ABOUT FATTY ACIDS



Omega 3 molecular model



Many fish varieties, including salmon, are a good source of EFAs

Fatty acids, as they sound, are fats that are necessary within the human body. Though you have probably often heard the word 'fats' and associated it with bad health, there are some essential fatty acids that are necessary for your survival.

Without them, you could cause serious damage to different systems within the body. However, essential fatty acids are also not usually produced naturally within the body. This means that you have to obtain essential fatty acids by adding them to your diet.

HOW FATTY ACIDS SUPPORT NUTRITION

Many processes in the body require EFAs in order to function at their optimum level. EFAs are a key part in supporting the cell membranes and brain and nervous system of the body. Other regulatory processes require EFAs and they have protective qualities. You need a wide daily intake of EFAs to help support and maintain the myriad of underlying mechanisms which will in turn support optimized Wellness.

FATTY ACIDS RICH FOODS

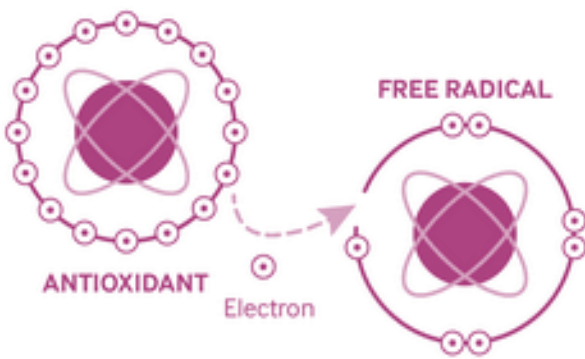
Please Contact Us for more Information

*There are many other foods but these are some of the common examples.

An indication in the overview chart of any underlying issues and/or the matching of any symptoms on this page are not a physical diagnosis of deficiency or associated illness. Always seek professional health advice when making nutritional and dietary changes.

ANTIOXIDANTS

ABOUT ANTIOXIDANTS



Antioxidant neutralizing a free radical



Many berry varieties, including blueberries, are a good source of antioxidants

Antioxidants are substances that may protect cells in your body from free radical damage that can occur from exposure to certain chemicals, smoking, pollution, radiation and as a by-product of normal metabolism. Dietary antioxidants include selenium, vitamin A and related carotenoids, vitamins C and E, plus various phytochemicals such as lycopene, lutein, and quercetin.

You can find these antioxidants in many different foods. There are large amounts of antioxidants in fruits, vegetables, nuts, and whole grains and smaller amounts of antioxidants in meats, poultry and fish.

HOW ANTIOXIDANTS SUPPORT NUTRITION

Our body's produce a lot of free oxygen molecules and other by-products, which can lead to oxidative stress. Anti-oxidants are a key part in the processes which supports the body to deal with these issues. You need a wide variety of antioxidants to help support your body to deal with oxidation and which will in turn support optimized Wellness.

ANTIOXIDANT RICH FOODS

Please Contact Us for more Information

*There are many other foods but these are some of the common examples.

An indication in the overview chart of any underlying issues and/or the matching of any symptoms on this page are not a physical diagnosis of deficiency or associated illness. Always seek professional health advice when making nutritional and dietary changes.

AMINO ACIDS

ABOUT AMINO ACIDS



Protein is needed by every living organism, and next to water, makes up the largest portion of our body weight since it is contained in muscles, organs, hair, etc. The protein used in making up the body is not directly derived from diet, but the dietary protein is broken down into amino acids, and the body then re-constitute these amino acids into the specific proteins needed.

Enzymes and hormones regulating body functions are also proteins. Amino acids are used in most body processes from regulating the way the body works to how the brain functions—they activate and utilize vitamins and other nutrients.

HOW AMINO ACIDS SUPPORT NUTRITION

Many processes in the body are supported by amino acids in order to function at their optimum level. Amino acids are a key part in the enzyme processes and the protein building which the body needs for everyday maintenance. You need a wide variety of amino acids to help support and maintain the myriad of underlying mechanisms which will in turn support optimized Wellness.

AMINO ACID RICH FOODS

Please Contact Us for more Information

An indication in the overview chart of any underlying issues and/or the matching of any symptoms on this page are not a physical diagnosis of deficiency or associated illness. Always seek professional health advice when making nutritional and dietary changes.

ENVIRONMENTAL CHALLENGES

ABOUT CLEANSING FOODS

Our environment has changed dramatically since the industrial revolution and one of the biggest changes has come about in the area of man-made elements. We can accumulate many influences which are not well tolerated by the body and which we should get rid of through the body's natural elimination processes. However, these processes were not designed to cope with the amount and variety of man-made elements which they are now required to. This requires extra support from your diet.

To help support and maintain a clean and optimized system, we require foods which support this process.

There are many foods which can support your body's daily cleansing needs and which will help to maintain the systems at their optimum function. Typical cleaning foods are green foods, wholefoods, nuts, seeds and herbs. But there are many and it's important to get good selection of different foods which have this ability into your nutritional food intake.



BALANCING ENVIRONMENTAL EXPOSURES

The body has systems which are designed to help it cleanse itself of accumulated waste. Certain foods can support the systems which carry out this function and ensure that they do not get over burdened. You have organs and systems which can assist with your help. You need a wide variety of foods to help support and maintain the myriad of underlying cleansing mechanisms which will in turn support optimized Wellness.

CLEANSING FOODS

Please Contact Us for more Information

the tables on page 26.

An indication in the overview chart of any underlying issues and/or the matching of any symptoms on this page are not a physical diagnosis of deficiency or associated illness. Always seek professional health advice when making nutritional and dietary changes.

RESISTANCE FOODS

ABOUT RESISTANCE FOODS

On a daily basis our body's come under attack by micro-organisms that can weaken our ability to defend ourselves.

We have natural processes which are designed to enable us to resist these attacks and there are many foods which can support our natural ability to defend against these invaders.



By eating a diet rich in certain foods, you can keep your natural resistance in good shape and allow your body to naturally defend itself. Typical foods groups which can support this natural process are, herbs, fruits, vegetables, prebiotics and probiotics. An overall good healthy diet, with moderate exercise will maintain good resistance and support the normal function of your defensive systems.

KEEPING OUR RESISTANCE STRONG

Your body has an entire system dedicated to naturally resisting outside invaders and providing good protection to your cells and organs.

This system requires a good overall and balanced nutritional intake to support it and help maintain all aspects of defense. There are other certain foods which can actively boost the system and help the body produce more elements which can resist invaders.

RESISTANCE FOODS


Please Contact Us for more Information

For specific foods that maybe recommended for you see page 26.

An indication in the overview chart of any underlying issues and/or the matching of any symptoms on this page are not a physical diagnosis of deficiency or associated illness. Always seek professional health advice when making nutritional and dietary changes.

FREQUENCY INTERFERENCE

ABOUT INTERFERENCE FOODS



Modern day electrical supply and technologies are largely powered by or utilize frequencies at the very low spectrum range. These are considered non-ionizing forms of EM radiation in the 50Hz to 1GHz range. There are many forms of natural frequency like visible light or ultra violet, even the body and its cells have a very weak frequency field. Modern forms of frequency appear not to be very compatible with the body's own fields and this is starting to create knock on effects for wellness. These factors can interfere with everyday communication within your body and you should be eating a wide variety of foods which can support and maintain normal function.

REDUCE EXPOSURE TO FREQUENCY INTERFERENCE

As of yet, we do not fully understand the effects that our modern electrical environments are having on our wellness processes. However, it is clear that there is some effect and that it would be wise to start introducing foods which can help support the body and maintain systems which may come under pressure from the electrical appliances which we use on a daily basis both at home and work. Structured water may support cellular communication and help conserve energy in the system.

INTERFERENCE FOODS

Please Contact Us for more Information

See page 27 for specific foods

An indication in the overview chart of any underlying issues and/or the matching of any symptoms on this page are not a physical diagnosis of deficiency or associated illness. Always seek professional health advice when making nutritional and dietary changes.

FAQS

Q. Is this report a treatment plan for my illness?

A. NO, the report is not intended for the treatment or cure of any condition or illness.

Q. What are epigenetic factors?

A. Epigenetics is the study of the everyday influences in your diet, environment and lifestyle that affect how your genes express. In some cases, up to 98% of gene expression (the way the body is physically, mentally and emotionally) is controlled by the environment in which you live.

Q. Does that mean that I can control my genes?

A. To a large degree yes, genes have the ability to express in a number of ways, sometimes thousands of ways for the same gene. By changing the environment, you can find the best gene expression to support your wellness.

Q. Are the nutrients listed deficiencies?

A. No, not necessarily as we are not physically measuring the amount of the nutrient to compare with deficiency tables. You could be within normal levels by conventional measure but still require more of a certain nutrient because of a lifestyle factor, like exercise for example.

Q. What are you measuring?

A. The system is not a measurement as it does not have a scale by which data can be compared. Through the process of resonance, we determine the relevancy of an item by the ability of the system to detect resonance within the digital sample and reflect this in the size of the chart segment.

Q. What is resonance?

A. When two systems have frequencies which are comparable they come into resonance. When the opera singer hits a note which resonates with the glass, it is able to absorb the energy from that note, until so much is stored, that the glass shatters.

Q. Is the largest segment the most important?

A. Only within the context of the chart that it is in. As a chart can only add up to 100% of the total picture for that category, you cannot compare a chart with 3 categories with one that has 17.

Q. What does an outlined segment mean?

A. Those segments with outlines are designated as 'consider' items, which still have moderate relevance but are not priority issues.

Q. Are the foods listed allergies?

A. No, we are not physically assessing immune response to the foods and they are not on the allergy spectrum. If there are foods to which you know or suspect you are allergic, then you should avoid these even if they are not on your restrictions list.

Q. Why should I restrict certain foods?

A. There are some foods to which we have limited genetic experience, we often have natural aversions to these. There are others which we eat too much of because we are creatures of habit and from time to time certain foods are just not compatible with our lifestyles. These foods are best restricted for a 90-day period.

Q. Are the toxins in my 'Environmental Challenges' chart poisoning me?

A. The system does not physically measure toxins in the body and so cannot be used to confirm their presence. The resonance can be epigenetic in nature meaning that the toxins could cause some poor gene expression if exposure does occur.

Q. My report says I have parasites; can you prove it?

A. The report does not confirm the presence of parasites (although we all carry them) but only the resonance indication that could be a predisposition to parasites and eating the right foods may help with this.

Q. Why is the plan for 90 days?

A. When you change your diet, environment and lifestyle, it takes time for the body to react physically. After 90-days your body has gone through a reasonable support cycle and can be effectively checked again.

Q. Why do I need a follow up report, surely they will be the same?

A. At a pure epigenetic level the body is homeodynamic, which means constantly adapting to the environment in a non-linear way. As we age, changes jobs, eat differently, get married, have kids, read a different paper, start exercising, stop exercising and hundreds upon hundreds of different daily/weekly/monthly changes, so our bodies need supporting in different ways.

Q. When will I notice the change?

A. That's impossible to say as there are so many variables and each person and set of circumstances is unique. You should notice change within the first 30 days but it can take up to 90 days and even beyond in some cases.

IT'S TIME TO STOP JUST SURVIVING... & START OPTIMIZING!



Thank you for investing your time and resources to get your 'Optimize NUTRITION' nutritional food plan.

Empower yourself and take the quantum leap towards optimal nutritional support today!

cell-wellbeing.com

DISCLAIMER:

These statements contained within this report have not been evaluated by the FDA. This product is not intended to diagnose, treat, cure, or prevent any disease. Advice and recommendations given in this report or in personal consultation by phone, email, in-person, online coaching, or otherwise, is at the reader's sole discretion and risk. You should see a qualified, licensed doctor before starting any nutritional or diet program. Information presented in this report is not to be interpreted as any kind of attempt to prescribe or practice medicine. These statements and information have not been evaluated by the Food and Drug Administration. No product offerings made as a result of this report are intended to treat, diagnose, cure or prevent any disease. You should always consult with a competent, fully-informed medical professional or health practitioner when making decisions having to do with your health. You are advised to investigate and educate yourself about any health related actions and choices you make.